

METHODOLOGY

The research was conducted between 1st and 10th of April 2006 at the University of Novi Sad, based on a non-probability sample of 100 students. During the selection of the respondents, we attempted to formulate the sample as representative as possible. To achieve that we approached the respective proportions of respondents, in terms of gender and percentage of students studying in each of the University's Faculties, in order to reflect the entire population of the University.

Presently, there are 38.766 students at 13 faculties at the University of Novi Sad. Undergraduate studies are attended by 21.939 females (accounting for the 57% of the student population) and 16.827 males (43% of student population).

During the conduction of the research, the nationality and ethnicity of the students were not taken into account, due to the lack of relevant information.

Faculties and number of students

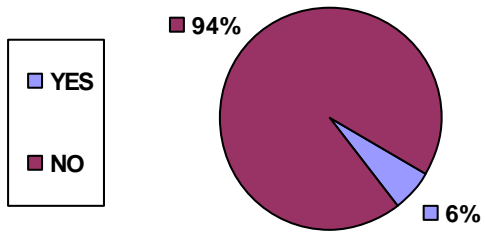
Faculty (of)	Total (per faculty)			Gender	
	Budget	Self financing	Total	Male	Female
Agriculture	2291	1007	3298	1968	1330
Philosophy	3208	817	4025	820	3239
Technology	992	154	1146	304	842
Law	2177	2419	4596	1797	2799
Medicine	1896	1172	3068	820	2248
Technical Sciences	6616	1102	7718	5147	2561
Economics	2880	1724	4604	1343	3173
Sciences	3351	838	4189	1123	3066
Academy of Arts	757	32	789	350	439
Civil Engineering	592	50	642	403	239
"Mihajlo Pupin" TF	1082	1618	2700	1698	1003
Physical Education	796	395	1191	940	251
Education	762	101	863	114	749
University	27400	11429	38829	16827	21939

Number of interviewed students by number and gender

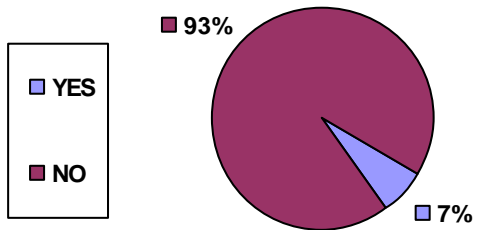
Faculty (of)	Number			Gender	
	Students	Percent	Students Interviewed	Male	Female
Agriculture	3298	8,5	9	5	4
Philosophy	4025	10,3	10	2	8
Technology	1146	2,95	3	1	2
Law	4596	11,8	12	5	7
Medicine	3068	7,9	8	2	6
Technical Sciences	7718	19,8	20	13	7
Economics	4604	11,8	12	4	8
Sciences	4189	10,8	10	3	7
Academy of Arts	789	2	2	1	1
Civil Engineering	642	1,65	2	1	1
"Mihajlo Pupin" TF	2700	6,95	7	4	3
Physical Education	1191	3	3	2	1
Education	863	2,2	2	0	2
UNIVERSITY	38829		100	43	57

Results

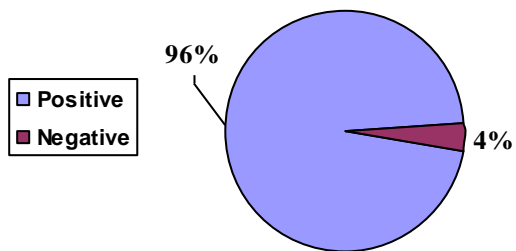
2. In your opinion, does being a member of different national group constitute an obstacle in cooperation between students?



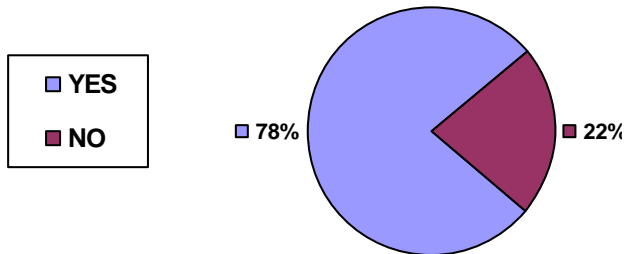
3. Have you heard of any cooperation programs between youth from Kosovo and Serbia?



4. What is your opinion about these forms of cooperation?

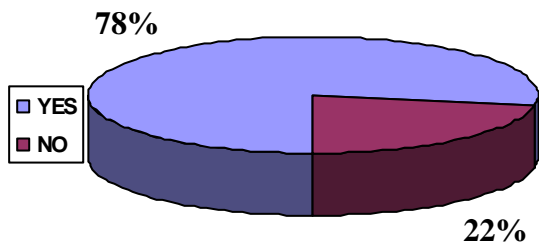


5. Do you think that initiatives like these might contribute to the stability of the region?

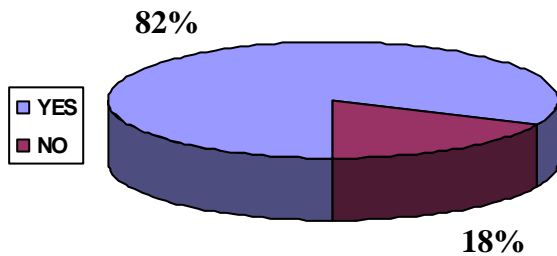


6. Would you be willing to collaborate in a project working with members of the following ethnic groups?

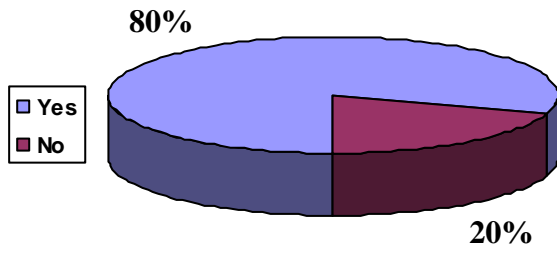
Albanians: Yes 78 % No 22 %



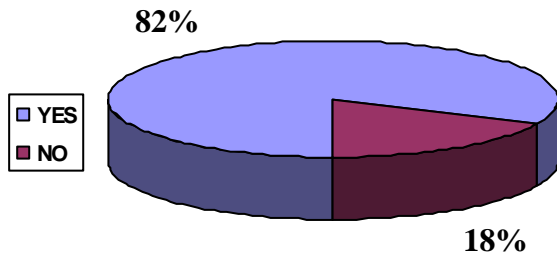
Roma: Yes 82 % No 18%



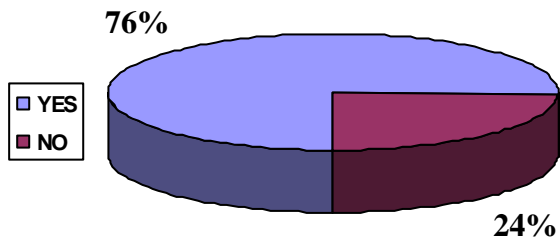
Turks: Yes 80 % No 20 %



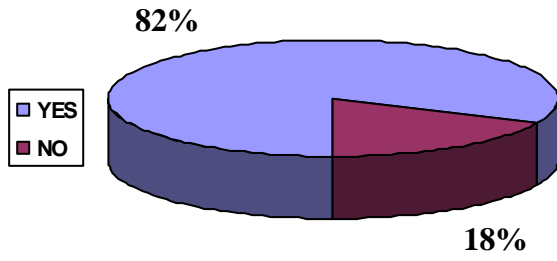
Bosnians: Yes 82 % No 18 %



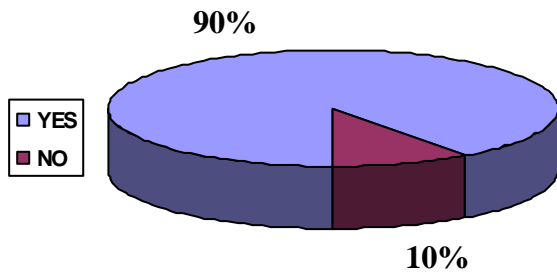
Muslims: Yes 76 % No 24 %



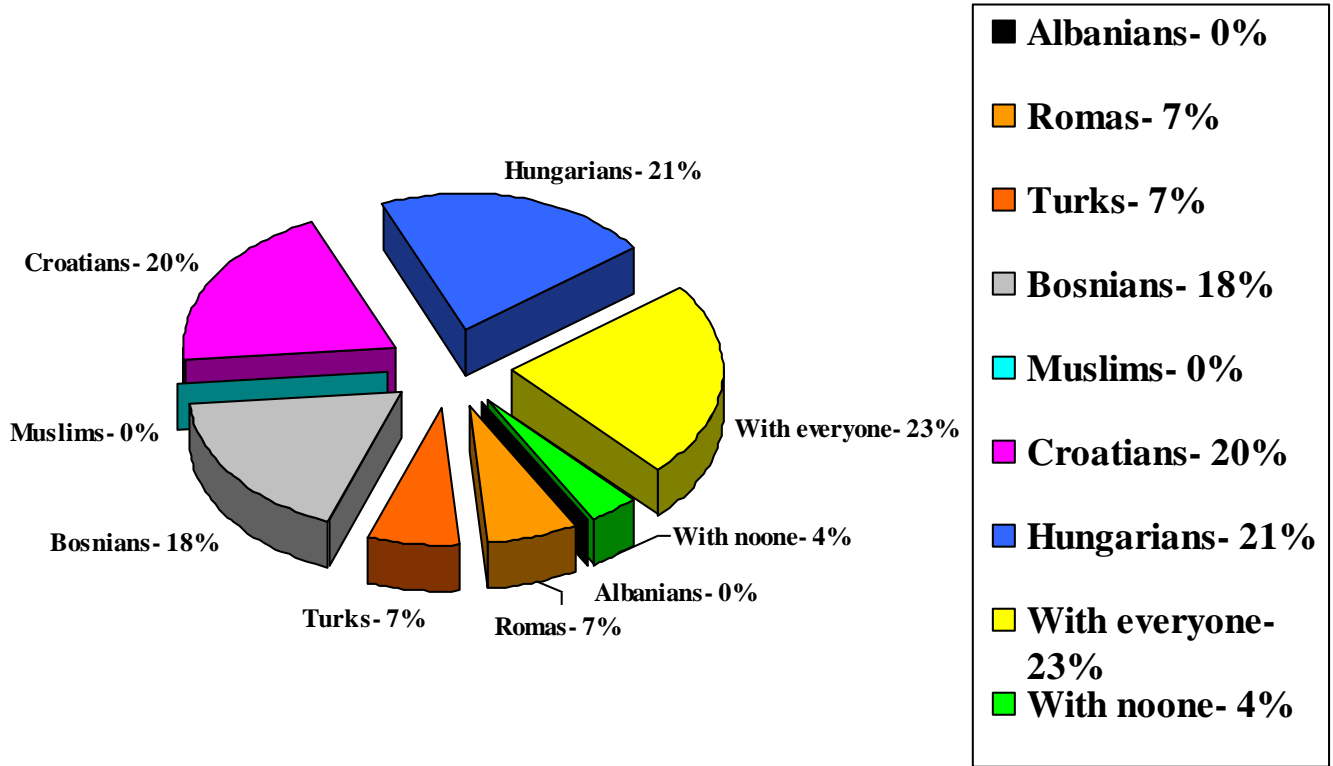
Croats: Yes 82 % No 18 %



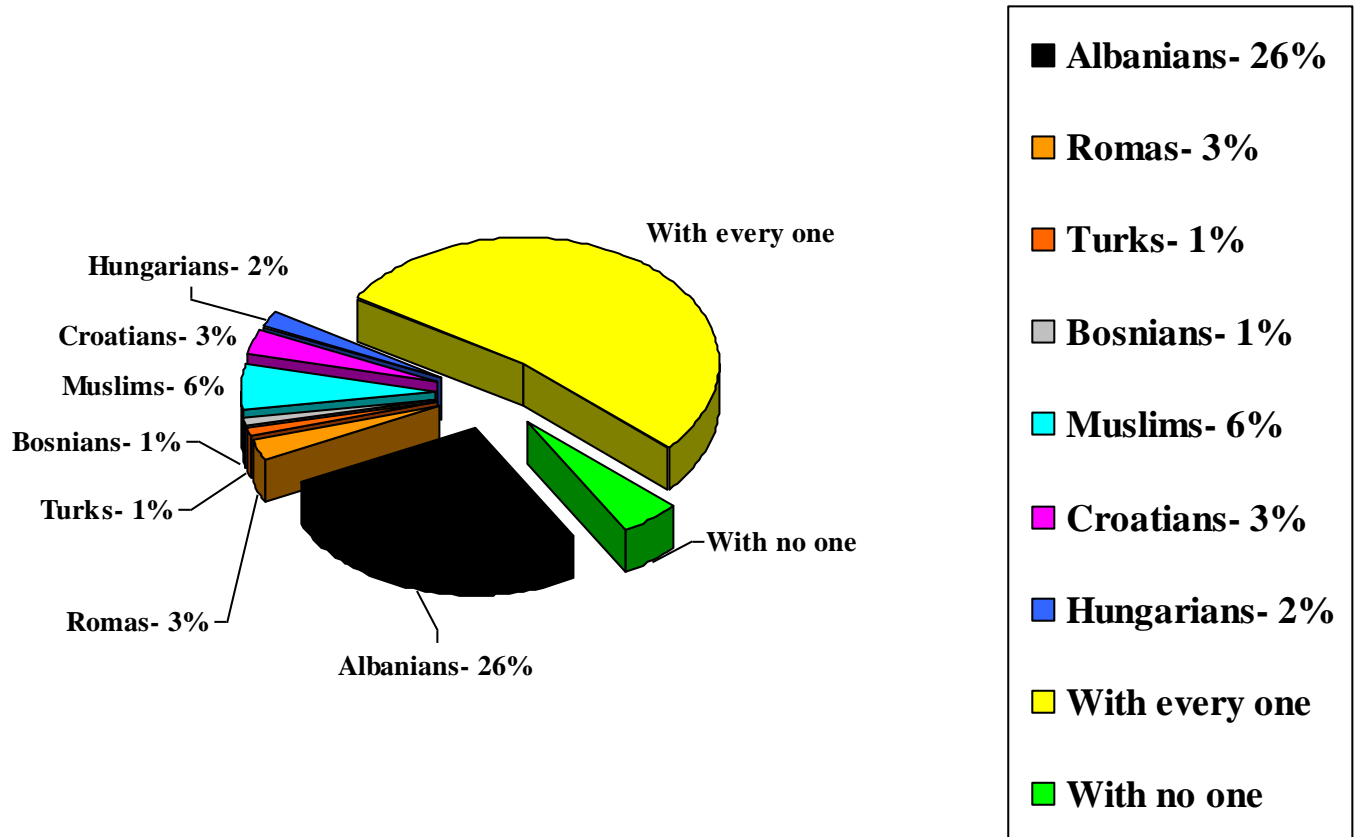
Hungarians: Yes 90 % No 10 %



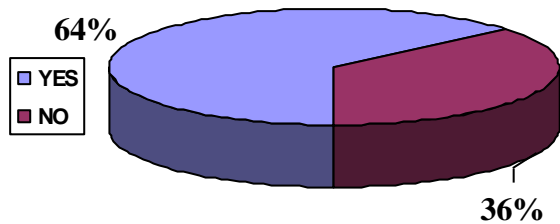
7. With members of which of the above listed national (or ethnic) group(s) you would most gladly collaborate?



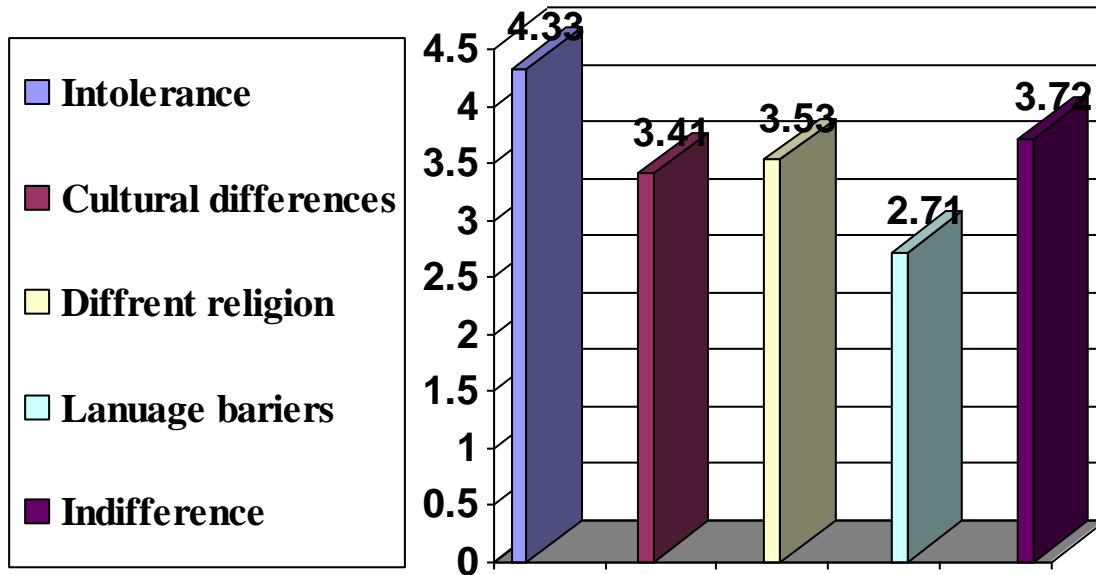
8. With members of which of the above listed national group(s) you would never collaborate?



9. Would you be interested in participating in programs of collaboration between youth from Kosovo and Serbia?



10. In your opinion, which is the main source of obstruction of the collaboration between young Serbs and Albanians?



Intolerance	4,33
Cultural differences	3,41
Different religion	3,56
Language barriers	2,72
Indifference	3,72

ⁱ This project is supported by Friedrich Ebert Stiftung